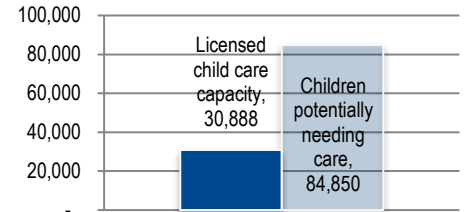


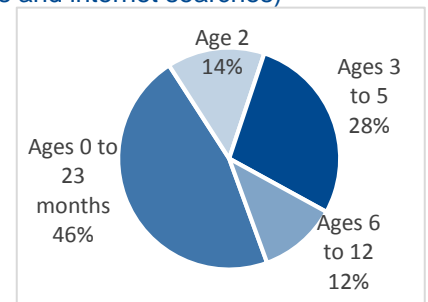
### Children Potentially Needing Child Care

	<u>0-2 yrs</u>	<u>3 yrs</u>	<u>4-5 yrs</u>	<u>6-12 yrs</u>	<u>Total</u>
Children in County by Age <sup>1</sup>	27,076	8,962	17,791	55,963	109,792
% of Children Ages 0 to 5 with All Parents in the Labor Force <sup>1</sup>					73.2%
% of Children Ages 6 to 13 with All Parents in the Labor Force <sup>1</sup>					81.2%
Children Ages 0 to 5 potentially needing child care due to parents in workforce					39,397
Children Ages 6 to 12 potentially needing child care due to parents in workforce					45,452
Capacity of licensed child care programs (family, group, center, school-age)					30,888
Current Child Care Assistance Program Recipients Age 0-13 <sup>1</sup>					6,097



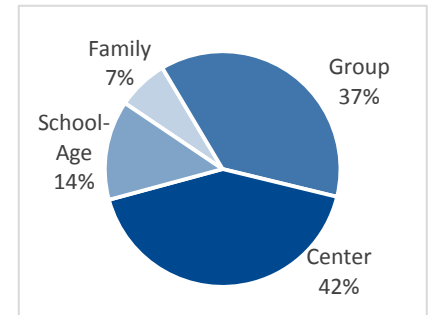
### Referral Requests (July 2012 to June 2013, includes Child Care Aware® phone inquiries and internet searches)

Total children needing care as requested through Child Care Aware®	7,738
Ages 0 to 23 months	3,593
Age 2	1,103
Ages 3 to 5	2,155
Ages 6 to 12	887
Total children needing care before 7:00 a.m.	876
Total children needing care beyond 6:00 p.m.	482
Total children needing care Saturdays or Sundays	378



### Licensed Early Childhood Program Type and Capacity<sup>2</sup> (2013)

	<u>Family</u>	<u>Group</u>	<u>Center</u>	<u>School-Age<sup>3</sup></u>	<u>Total</u>
Number of Programs	309	816	162	49	1,336
Licensed Capacity	2,162	11,536	12,973	4,217	30,888
Reported Vacancies <sup>4</sup>	272	659	759	350	2,040
Providers/Capacity Added	91/636	63/865	6/333	7/474	167/2308
Providers/Capacity Lost	88/616	117/1636	3/228	1/19	209/2499
Programs open before 7:00 a.m.	61	239	83	22	405
Programs open after 6:00 p.m.	16	43	17	0	76
Programs open on Weekends	4	25	6	0	35
Reported Size of Workforce	304	1,302	2,619	601	4,826



### Annual Cost of Licensed Child Care<sup>2</sup>

<u>Age of Child</u>	<u>Family and Group</u>		<u>Center</u>	
	<u>Average</u>	<u>Highest Rate</u>	<u>Average</u>	<u>Highest Rate</u>
Ages 0 to 17 months	\$6,676	\$12,636	\$8,318	\$16,640
18 to 35 months	\$6,515	\$11,700	\$8,013	\$15,080
Ages 3 to 5	\$6,383	\$11,700	\$7,373	\$14,040

[www.ndchildcare.org](http://www.ndchildcare.org)

<sup>1</sup> 2013 ND Kids Count Fact Book

<sup>2</sup> Child Care Aware® of North Dakota NACCRRAware Database

<sup>3</sup> School-age care numbers reflect programs licensed exclusively as before and after school programs under Early Childhood Services rules. Not all School-age programs are required to be licensed. In addition, many school-age children are enrolled in family/group programs and child care centers.

<sup>4</sup> Vacancies change daily and may not match the location or program characteristics desired by families needing care. A 10% vacancy rate allows families some choice among programs.