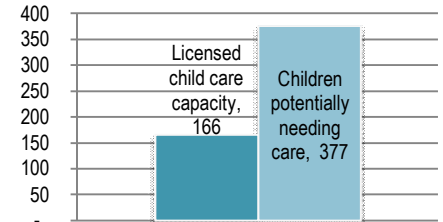


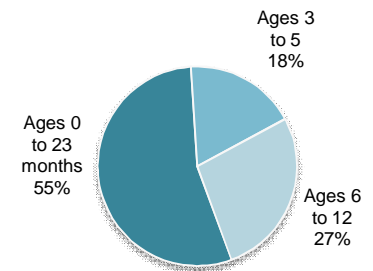
Children Potentially Needing Child Care

	<u>0-2 yrs</u>	<u>3 yrs</u>	<u>4-5 yrs</u>	<u>6-12 yrs</u>	<u>Total</u>
Children in County by Age ¹	90	31	61	266	448
% of Mothers with Children Ages 0 to 5 in Labor Force ¹					80.9%
% of Mothers with Children Ages 6 to 17 in Labor Force ¹					86.2%
Children Ages 0 to 5 potentially needing child care due to mother in workforce					147
Children Ages 6 to 12 potentially needing child care due to mother in workforce					229
Capacity of licensed child care programs (family, group, center, school-age)					166
Current Child Care Assistance Program Recipients ¹ Age 0-13					25



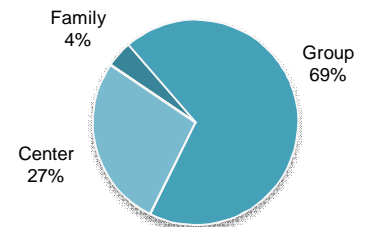
Referral Requests (July 2008 to June 2009, includes CCR&R phone inquiries and internet searches)

Total Children needing care as requested through CCR&R ²	11
Ages 0 to 23 months	6
Age 2	-
Ages 3 to 5	2
Ages 6 to 12	3
Total children needing care before 7:00 a.m.	2
Total children needing care beyond 6:00 p.m.	-
Total children needing care Saturdays or Sundays	-



Licensed Early Childhood Program Type and Capacity² (2009)

	<u>Family</u>	<u>Group</u>	<u>Center</u>	<u>School-Age³</u>	<u>Total</u>
Number of Programs	1	7	1	0	9
Licensed Capacity	7	114	45	0	166
Programs open before 7:00 a.m.	0	0	1	0	1
Programs open beyond 6:00 p.m.	0	1	1	0	2
Programs open on weekends	0	1	1	0	2
Size of Workforce	1	9	8	0	18



Annual Cost of Licensed Child Care

<u>Age of Child</u>	<u>Family and Group</u>		<u>Center⁴</u>	
	<u>Average</u>	<u>Highest Rate</u>	<u>Average</u>	<u>Highest Rate</u>
Ages 0 to 11 months	\$4,794	\$5,850	\$5,671	\$6,630
12 to 23 months	\$4,794	\$5,850	\$5,644	\$6,630
Age 2	\$4,713	\$5,265	\$5,501	\$6,630
Ages 3 to 5	\$4,713	\$5,265	\$5,267	\$6,760

Median Income of Families with Children Ages 0-17, 2000¹ \$41,250

www.ndchildcare.org

¹ 2009 ND Kids Count Fact Book

² ND CCRR June 2009 Statistical Data Report

³ School-age care numbers reflect programs licensed exclusively as before and after school programs under Early Childhood Services rules . School-age children are also enrolled in family/group programs and child care centers

⁴ Due to the limited number of programs, rates reflect a regional average