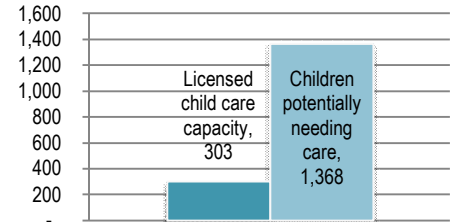


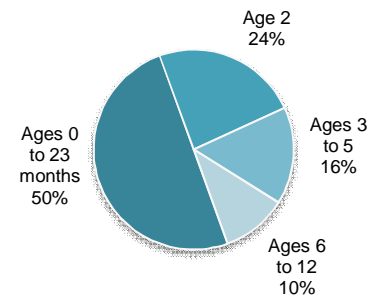
**Children Potentially Needing Child Care**

	<u>0-2 yrs</u>	<u>3 yrs</u>	<u>4-5 yrs</u>	<u>6-12 yrs</u>	<u>Total</u>
Children in County by Age <sup>1</sup>	386	122	248	884	1,640
% of Mothers with Children Ages 0 to 5 in Labor Force <sup>1</sup>					79.7%
% of Mothers with Children Ages 6 to 17 in Labor Force <sup>1</sup>					86.6%
Children Ages 0 to 5 potentially needing child care due to mother in workforce					603
Children Ages 6 to 12 potentially needing child care due to mother in workforce					766
Capacity of licensed child care programs (family, group, center, school-age)					303
Current Child Care Assistance Program Recipients <sup>1</sup> Age 0-13					89



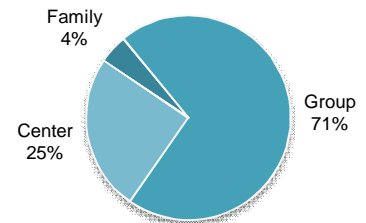
**Referral Requests (July 2008 to June 2009, includes CCR&R phone inquiries and internet searches)**

Total Children needing care as requested through CCR&R <sup>2</sup>	38
Ages 0 to 23 months	19
Age 2	9
Ages 3 to 5	6
Ages 6 to 12	4
Total children needing care before 7:00 a.m.	2
Total children needing care beyond 6:00 p.m.	2
Total children needing care Saturdays or Sundays	1



**Licensed Early Childhood Program Type and Capacity<sup>2</sup> (2009)**

	<u>Family</u>	<u>Group</u>	<u>Center</u>	<u>School-Age<sup>3</sup></u>	<u>Total</u>
Number of Programs	2	15	2	0	19
Licensed Capacity	14	214	75	0	303
Programs open before 7:00 a.m.	1	2	0	0	3
Programs open beyond 6:00 p.m.	0	0	0	0	0
Programs open on weekends	0	0	0	0	0
Size of Workforce	2	21	11	0	34



**Annual Cost of Licensed Child Care**

<u>Age of Child</u>	<u>Family and Group</u>		<u>Center<sup>4</sup></u>	
	<u>Average</u>	<u>Highest Rate</u>	<u>Average</u>	<u>Highest Rate</u>
Ages 0 to 11 months	\$5,327	\$6,500	\$5,750	\$5,750
12 to 23 months	\$5,256	\$6,500	\$5,720	\$5,720
Age 2	\$5,157	\$6,500	\$5,200	\$5,200
Ages 3 to 5	\$5,126	\$6,500	\$5,200	\$5,200

**Median Income of Families with Children Ages 0-17, 2000<sup>1</sup>** \$42,241

<sup>1</sup> 2009 ND Kids Count Fact Book

<sup>2</sup> ND CCRR June 2009 Statistical Data Report

<sup>3</sup> School-age care numbers reflect programs licensed exclusively as before and after school programs under Early Childhood Services rules . School-age children are also enrolled in family/group programs and child care centers

<sup>4</sup> Due to the limited number of programs, rates reflect a regional average