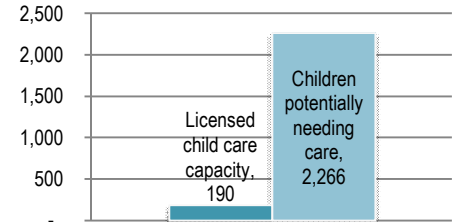


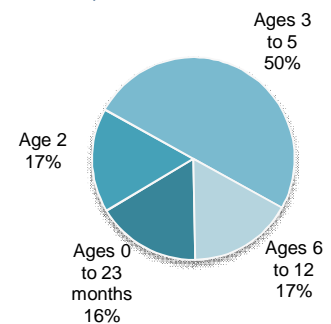
### Children Potentially Needing Child Care

	0-2 yrs	3 yrs	4-5 yrs	6-12 yrs	Total
Children in County by Age <sup>1</sup>	900	260	405	1,598	3,163
% of Mothers with Children Ages 0 to 5 in Labor Force <sup>1</sup>					61.6%
% of Mothers with Children Ages 6 to 17 in Labor Force <sup>1</sup>					81.5%
Children Ages 0 to 5 potentially needing child care due to mother in workforce					964
Children Ages 6 to 12 potentially needing child care due to mother in workforce					1,302
Capacity of licensed child care programs (family, group, center, school-age)					190
Current Child Care Assistance Program Recipients <sup>1</sup> Age 0-13					



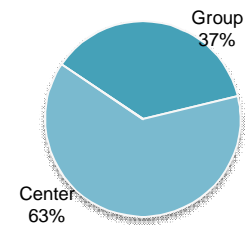
### Referral Requests (July 2008 to June 2009, includes CCR&R phone inquiries and internet searches)

Total Children needing care as requested through CCR&R <sup>2</sup>	6
Ages 0 to 23 months	1
Age 2	1
Ages 3 to 5	3
Ages 6 to 12	1
Total children needing care before 7:00 a.m.	-
Total children needing care beyond 6:00 p.m.	2
Total children needing care Saturdays or Sundays	-



### Licensed Early Childhood Program Type and Capacity<sup>2</sup> (2009)

	Family	Group	Center	School-Age <sup>3</sup>	Total
Number of Programs	0	5	2	0	7
Licensed Capacity	0	70	120	0	190
Programs open before 7:00 a.m.	0	1	1	0	2
Programs open beyond 6:00 p.m.	0	1	0	0	1
Programs open on weekends	0	1	0	0	1
Size of Workforce	0	8	15	0	23



### Annual Cost of Licensed Child Care

Age of Child	Family and Group		Center <sup>4</sup>	
	Average	Highest Rate	Average	Highest Rate
Ages 0 to 11 months	\$5,608	\$6,500	\$5,671	\$6,630
12 to 23 months	\$5,608	\$6,500	\$5,644	\$6,630
Age 2	\$5,137	\$6,500	\$5,501	\$6,630
Ages 3 to 5	\$5,017	\$6,500	\$5,267	\$6,760

Median Income of Families with Children Ages 0-17, 2000<sup>1</sup>      \$26,377

<sup>1</sup> 2009 ND Kids Count Fact Book

<sup>2</sup> ND CCRR June 2009 Statistical Data Report

<sup>3</sup> School-age care numbers reflect programs licensed exclusively as before and after school programs under Early Childhood Services rules . School-age children are also enrolled in family/group programs and child care centers

<sup>4</sup> Due to the limited number of programs, rates reflect a regional average