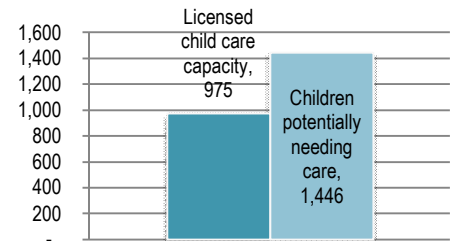


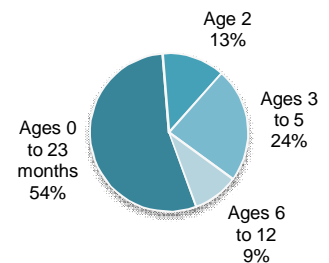
**Children Potentially Needing Child Care**

|   | <u>0-2 yrs</u> | <u>3 yrs</u> | <u>4-5 yrs</u> | <u>6-12 yrs</u> | <u>Total</u> |
|---|----------------|--------------|----------------|-----------------|--------------|
| Children in County by Age <sup>1</sup>  | 409            | 112          | 253            | 922             | 1,696        |
| % of Mothers with Children Ages 0 to 5 in Labor Force <sup>1</sup>              |                |              |                |                 | 86.1%        |
| % of Mothers with Children Ages 6 to 17 in Labor Force <sup>1</sup>             |                |              |                |                 | 84.6%        |
| Children Ages 0 to 5 potentially needing child care due to mother in workforce  |                |              |                |                 | 666          |
| Children Ages 6 to 12 potentially needing child care due to mother in workforce |                |              |                |                 | 780          |
| Capacity of licensed child care programs (family, group, center, school-age)    |                |              |                |                 | 975          |
| Current Child Care Assistance Program Recipients <sup>1</sup> Age 0-13          |                |              |                |                 | 302          |



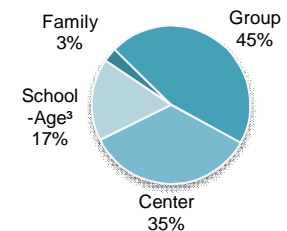
**Referral Requests (July 2008 to June 2009, includes CCR&R phone inquiries and internet searches)**

|   |     |
|---|-----|
| Total Children needing care as requested through CCR&R <sup>2</sup> | 234 |
| Ages 0 to 23 months   | 127 |
| Age 2   | 30  |
| Ages 3 to 5   | 55  |
| Ages 6 to 12  | 22  |
| Total children needing care before 7:00 a.m.                        | 15  |
| Total children needing care beyond 6:00 p.m.                        | 48  |
| Total children needing care Saturdays or Sundays                    | 4   |



**Licensed Early Childhood Program Type and Capacity<sup>2</sup> (2009)**

|                                | <u>Family</u> | <u>Group</u> | <u>Center</u> | <u>School-Age<sup>3</sup></u> | <u>Total</u> |
|--------------------------------|---------------|--------------|---------------|-------------------------------|--------------|
| Number of Programs             | 4             | 29           | 4             | 3                             | 40           |
| Licensed Capacity              | 28            | 445          | 339           | 163                           | 975          |
| Programs open before 7:00 a.m. | 0             | 6            | 2             | 0                             | 8            |
| Programs open beyond 6:00 p.m. | 0             | 1            | 1             | 0                             | 2            |
| Programs open on weekends      | 0             | 0            | 1             | 0                             | 1            |
| Size of Workforce              | 4             | 34           | 46            | 13                            | 97           |



**Annual Cost of Licensed Child Care**

| <u>Age of Child</u> | <u>Family and Group</u> |                     | <u>Center</u>  |                     |
|---------------------|-------------------------|---------------------|----------------|---------------------|
|                     | <u>Average</u>          | <u>Highest Rate</u> | <u>Average</u> | <u>Highest Rate</u> |
| Ages 0 to 11 months | \$5,707                 | \$7,020             | \$6,253        | \$8,775             |
| 12 to 23 months     | \$5,699                 | \$7,020             | \$6,253        | \$8,775             |
| Age 2               | \$5,558                 | \$7,020             | \$6,103        | \$8,775             |
| Ages 3 to 5         | \$5,460                 | \$7,020             | \$6,018        | \$8,775             |

**Median Income of Families with Children Ages 0-17, 2000<sup>1</sup>** \$42,041

[www.ndchildcare.org](http://www.ndchildcare.org)

<sup>1</sup> 2009 ND Kids Count Fact Book

<sup>2</sup> ND CCRR June 2009 Statistical Data Report

<sup>3</sup> School-age care numbers reflect programs licensed exclusively as before and after school programs under Early Childhood Services rules. School-age children are also enrolled in family/group programs and child care centers