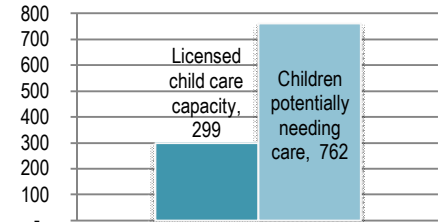


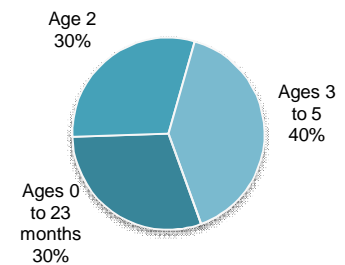
**Children Potentially Needing Child Care**

	<u>0-2 yrs</u>	<u>3 yrs</u>	<u>4-5 yrs</u>	<u>6-12 yrs</u>	<u>Total</u>
Children in County by Age <sup>1</sup>	214	54	153	540	961
% of Mothers with Children Ages 0 to 5 in Labor Force <sup>1</sup>					72.3%
% of Mothers with Children Ages 6 to 17 in Labor Force <sup>1</sup>					84.7%
Children Ages 0 to 5 potentially needing child care due to mother in workforce					304
Children Ages 6 to 12 potentially needing child care due to mother in workforce					457
Capacity of licensed child care programs (family, group, center, school-age)					299
Current Child Care Assistance Program Recipients <sup>1</sup> Age 0-13					31



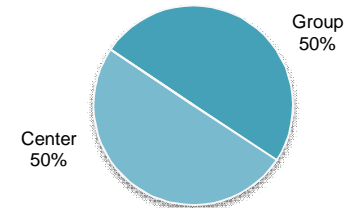
**Referral Requests (July 2008 to June 2009, includes CCR&R phone inquiries and internet searches)**

Total Children needing care as requested through CCR&R <sup>2</sup>	10
Ages 0 to 23 months	3
Age 2	3
Ages 3 to 5	4
Ages 6 to 12	-
Total children needing care before 7:00 a.m.	1
Total children needing care beyond 6:00 p.m.	1
Total children needing care Saturdays or Sundays	-



**Licensed Early Childhood Program Type and Capacity<sup>2</sup> (2009)**

	<u>Family</u>	<u>Group</u>	<u>Center</u>	<u>School-Age<sup>3</sup></u>	<u>Total</u>
Number of Programs	0	9	2	0	11
Licensed Capacity	0	149	150	0	299
Programs open before 7:00 a.m.	0	2	2	0	4
Programs open beyond 6:00 p.m.	0	0	0	0	0
Programs open on weekends	0	0	0	0	0
Size of Workforce	0	15	20	0	35



**Annual Cost of Licensed Child Care**

<u>Age of Child</u>	<u>Family and Group</u>		<u>Center<sup>4</sup></u>	
	<u>Average</u>	<u>Highest Rate</u>	<u>Average</u>	<u>Highest Rate</u>
Ages 0 to 11 months	\$5,955	\$6,500	\$5,750	\$5,750
12 to 23 months	\$5,955	\$6,500	\$5,720	\$5,720
Age 2	\$5,850	\$6,500	\$5,200	\$5,200
Ages 3 to 5	\$5,850	\$6,500	\$5,200	\$5,200

**Median Income of Families with Children Ages 0-17, 2000<sup>1</sup>**      \$46,964

[www.ndchildcare.org](http://www.ndchildcare.org)

<sup>1</sup> 2009 ND Kids Count Fact Book

<sup>2</sup> ND CCRR June 2009 Statistical Data Report

<sup>3</sup> School-age care numbers reflect programs licensed exclusively as before and after school programs under Early Childhood Services rules . School-age children are also enrolled in family/group programs and child care centers

<sup>4</sup> Due to the limited number of programs, rates reflect a regional average