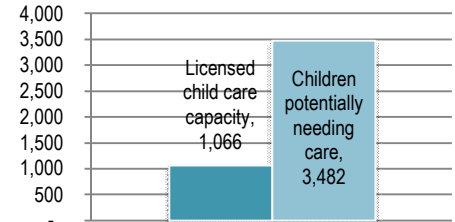


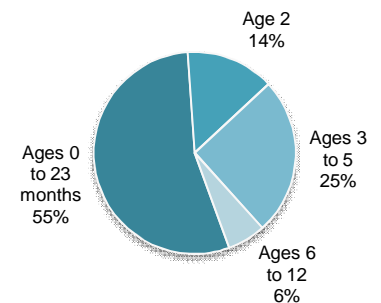
Children Potentially Needing Child Care

	<u>0-2 yrs</u>	<u>3 yrs</u>	<u>4-5 yrs</u>	<u>6-12 yrs</u>	<u>Total</u>
Children in County by Age ¹	1,003	333	604	2,252	4,192
% of Mothers with Children Ages 0 to 5 in Labor Force ¹					83.6%
% of Mothers with Children Ages 6 to 17 in Labor Force ¹					82.6%
Children Ages 0 to 5 potentially needing child care due to mother in workforce					1,622
Children Ages 6 to 12 potentially needing child care due to mother in workforce					1,860
Capacity of licensed child care programs (family, group, center, school-age)					1,066
Current Child Care Assistance Program Recipients ¹ Age 0-13					362



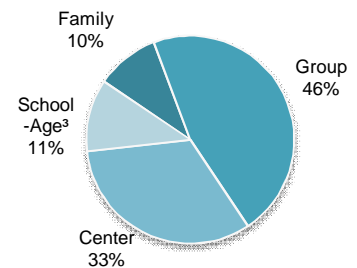
Referral Requests (July 2008 to June 2009, includes CCR&R phone inquiries and internet searches)

Total Children needing care as requested through CCR&R ²	360
Ages 0 to 23 months	196
Age 2	51
Ages 3 to 5	91
Ages 6 to 12	22
Total children needing care before 7:00 a.m.	25
Total children needing care beyond 6:00 p.m.	43
Total children needing care Saturdays or Sundays	25



Licensed Early Childhood Program Type and Capacity² (2009)

	<u>Family</u>	<u>Group</u>	<u>Center</u>	<u>School-Age³</u>	<u>Total</u>
Number of Programs	15	41	3	2	61
Licensed Capacity	105	494	347	120	1,066
Programs open before 7:00 a.m.	3	15	3	0	21
Programs open beyond 6:00 p.m.	2	2	0	0	4
Programs open on weekends	0	2	0	0	2
Size of Workforce	15	49	65	6	135



Annual Cost of Licensed Child Care

<u>Age of Child</u>	<u>Family and Group</u>		<u>Center⁴</u>	
	<u>Average</u>	<u>Highest Rate</u>	<u>Average</u>	<u>Highest Rate</u>
Ages 0 to 11 months	\$5,511	\$8,190	\$6,837	\$7,800
12 to 23 months	\$5,511	\$8,190	\$6,837	\$7,800
Age 2	\$5,440	\$8,190	\$6,519	\$7,800
Ages 3 to 5	\$5,418	\$8,190	\$6,208	\$7,800

Median Income of Families with Children Ages 0-17¹ \$70,625

www.ndchildcare.org

¹ U.S. Census Bureau (in 2007 Inflation-Adjusted Dollars, 4 person families)

² ND CCRR June 2009 Statistical Data Report

³ School-age care numbers reflect programs licensed exclusively as before and after school programs under Early Childhood Services rules . School-age children are also enrolled in family/group programs and child care centers

⁴ Due to the limited number of programs, rates reflect a regional average