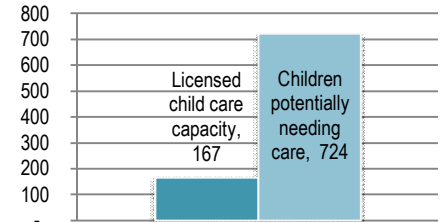


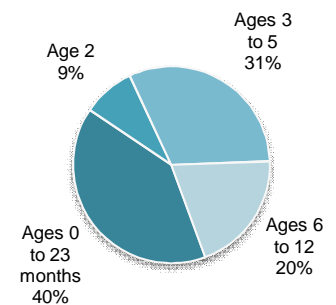
**Children Potentially Needing Child Care**

	0-2 yrs	3 yrs	4-5 yrs	6-12 yrs	Total
Children in County by Age <sup>1</sup>	236	63	120	560	979
% of Mothers with Children Ages 0 to 5 in Labor Force <sup>1</sup>					70.3%
% of Mothers with Children Ages 6 to 17 in Labor Force <sup>1</sup>					76.6%
Children Ages 0 to 5 potentially needing child care due to mother in workforce					295
Children Ages 6 to 12 potentially needing child care due to mother in workforce					429
Capacity of licensed child care programs (family, group, center, school-age)					167
Current Child Care Assistance Program Recipients <sup>1</sup> Age 0-13					47



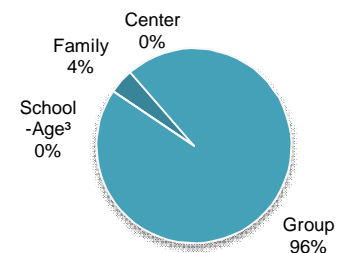
**Referral Requests (July 2008 to June 2009, includes CCR&R phone inquiries and internet searches)**

Total Children needing care as requested through CCR&R <sup>2</sup>	35
Ages 0 to 23 months	14
Age 2	3
Ages 3 to 5	11
Ages 6 to 12	7
Total children needing care before 7:00 a.m.	8
Total children needing care beyond 6:00 p.m.	-
Total children needing care Saturdays or Sundays	4



**Licensed Early Childhood Program Type and Capacity<sup>2</sup> (2009)**

	Family	Group	Center	School-Age <sup>3</sup>	Total
Number of Programs	1	11	0	0	12
Licensed Capacity	7	160	0	0	167
Programs open before 7:00 a.m.	0	5	0	0	5
Programs open beyond 6:00 p.m.	0	0	0	0	0
Programs open on weekends	0	0	0	0	0
Size of Workforce	1	16	0	0	17



**Annual Cost of Licensed Child Care**

Age of Child	Family and Group		Center <sup>4</sup>	
	Average	Highest Rate	Average	Highest Rate
Ages 0 to 11 months	\$5,849	\$6,435	\$6,837	\$7,800
12 to 23 months	\$5,814	\$6,435	\$6,837	\$7,800
Age 2	\$5,721	\$6,435	\$6,519	\$7,800
Ages 3 to 5	\$5,702	\$6,435	\$6,208	\$7,800

**Median Income of Families with Children Ages 0-17, 2000<sup>1</sup>**      \$42,415

<sup>1</sup> 2009 ND Kids Count Fact Book

<sup>2</sup> ND CCRR June 2009 Statistical Data Report

<sup>3</sup> School-age care numbers reflect programs licensed exclusively as before and after school programs under Early Childhood Services rules . School-age children are also enrolled in family/group programs and child care centers

<sup>4</sup> Due to the limited number of programs, rates reflect a regional average