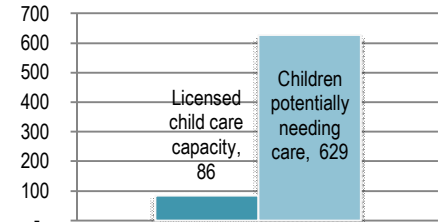


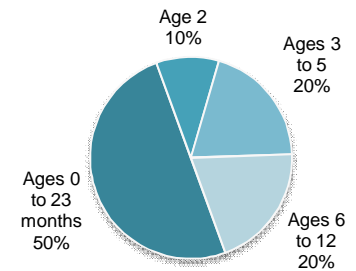
**Children Potentially Needing Child Care**

	<u>0-2 yrs</u>	<u>3 yrs</u>	<u>4-5 yrs</u>	<u>6-12 yrs</u>	<u>Total</u>
Children in County by Age <sup>1</sup>	196	53	109	480	838
% of Mothers with Children Ages 0 to 5 in Labor Force <sup>1</sup>					67.8%
% of Mothers with Children Ages 6 to 17 in Labor Force <sup>1</sup>					80.5%
Children Ages 0 to 5 potentially needing child care due to mother in workforce					243
Children Ages 6 to 12 potentially needing child care due to mother in workforce					386
Capacity of licensed child care programs (family, group, center, school-age)					86
Current Child Care Assistance Program Recipients <sup>1</sup> Age 0-13					55



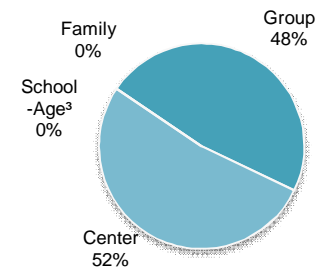
**Referral Requests (July 2008 to June 2009, includes CCR&R phone inquiries and internet searches)**

Total Children needing care as requested through CCR&R <sup>2</sup>	10
Ages 0 to 23 months	5
Age 2	1
Ages 3 to 5	2
Ages 6 to 12	2
Total children needing care before 7:00 a.m.	-
Total children needing care beyond 6:00 p.m.	2
Total children needing care Saturdays or Sundays	1



**Licensed Early Childhood Program Type and Capacity<sup>2</sup> (2009)**

	<u>Family</u>	<u>Group</u>	<u>Center</u>	<u>School-Age<sup>3</sup></u>	<u>Total</u>
Number of Programs	0	3	1	0	4
Licensed Capacity	0	41	45	0	86
Programs open before 7:00 a.m.	0	0	0	0	0
Programs open beyond 6:00 p.m.	0	0	0	0	0
Programs open on weekends	0	0	0	0	0
Size of Workforce	0	3	15	0	18



**Annual Cost of Licensed Child Care**

<u>Age of Child</u>	<u>Family and Group<sup>4</sup></u>		<u>Center<sup>4</sup></u>	
	<u>Average</u>	<u>Highest Rate</u>	<u>Average</u>	<u>Highest Rate</u>
Ages 0 to 11 months	\$6,131	\$7,605	\$6,837	\$7,800
12 to 23 months	\$5,850	\$7,605	\$6,837	\$7,800
Age 2	\$5,710	\$7,020	\$6,519	\$7,800
Ages 3 to 5	\$5,710	\$7,020	\$6,208	\$7,800

**Median Income of Families with Children Ages 0-17, 2000<sup>1</sup>**      \$34,856

[www.ndchildcare.org](http://www.ndchildcare.org)

<sup>1</sup> 2009 ND Kids Count Fact Book

<sup>2</sup> ND CCRR June 2009 Statistical Data Report

<sup>3</sup> School-age care numbers reflect programs licensed exclusively as before and after school programs under Early Childhood Services rules . School-age children are also enrolled in family/group programs and child care centers

<sup>4</sup> Due to the limited number of programs, rates reflect a regional average