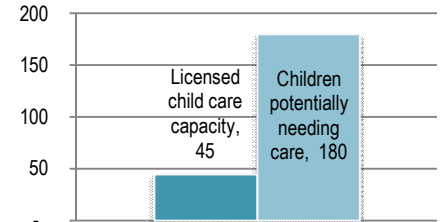


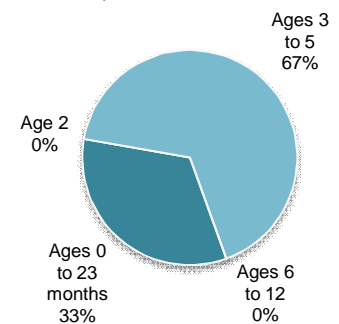
Children Potentially Needing Child Care

	<u>0-2 yrs</u>	<u>3 yrs</u>	<u>4-5 yrs</u>	<u>6-12 yrs</u>	<u>Total</u>
Children in County by Age ¹	52	13	34	106	205
% of Mothers with Children Ages 0 to 5 in Labor Force ¹					83.8%
% of Mothers with Children Ages 6 to 17 in Labor Force ¹					91.8%
Children Ages 0 to 5 potentially needing child care due to mother in workforce					83
Children Ages 6 to 12 potentially needing child care due to mother in workforce					97
Capacity of licensed child care programs (family, group, center, school-age)					45
Current Child Care Assistance Program Recipients ¹ Age 0-13					5



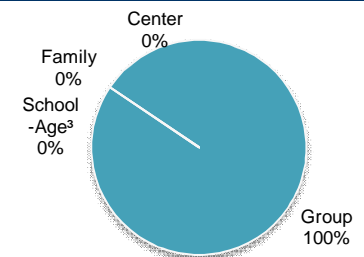
Referral Requests (July 2008 to June 2009, includes CCR&R phone inquiries and internet searches)

Total Children needing care as requested through CCR&R ²	3
Ages 0 to 23 months	1
Age 2	-
Ages 3 to 5	2
Ages 6 to 12	-
Total children needing care before 7:00 a.m.	-
Total children needing care beyond 6:00 p.m.	-
Total children needing care Saturdays or Sundays	-



Licensed Early Childhood Program Type and Capacity² (2009)

	<u>Family</u>	<u>Group</u>	<u>Center</u>	<u>School-Age³</u>	<u>Total</u>
Number of Programs	0	3	0	0	3
Licensed Capacity	0	45	0	0	45
Programs open before 7:00 a.m.	0	0	0	0	0
Programs open beyond 6:00 p.m.	0	0	0	0	0
Programs open on weekends	0	0	0	0	0
Size of Workforce	0	3	0	0	3



Annual Cost of Licensed Child Care

<u>Age of Child</u>	<u>Family and Group⁴</u>		<u>Center⁴</u>	
	<u>Average</u>	<u>Highest Rate</u>	<u>Average</u>	<u>Highest Rate</u>
Ages 0 to 11 months	\$5,577	\$7,605	\$6,837	\$7,800
12 to 23 months	\$5,563	\$7,605	\$6,837	\$7,800
Age 2	\$5,332	\$7,605	\$6,519	\$7,800
Ages 3 to 5	\$5,243	\$7,020	\$6,208	\$7,800

Median Income of Families with Children Ages 0-17, 2000¹ \$37,727

¹ 2009 ND Kids Count Fact Book

² ND CCRR June 2009 Statistical Data Report

³ School-age care numbers reflect programs licensed exclusively as before and after school programs under Early Childhood Services rules . School-age children are also enrolled in family/group programs and child care centers

⁴ Due to the limited number of programs, rates reflect a regional average