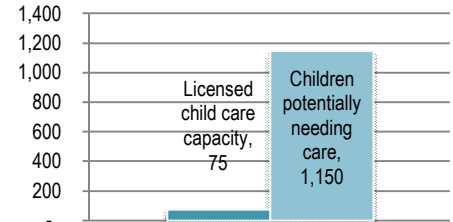


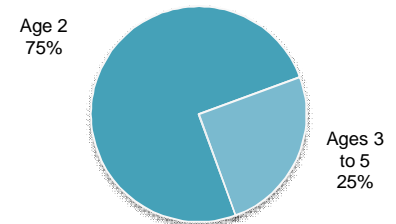
Children Potentially Needing Child Care

	0-2 yrs	3 yrs	4-5 yrs	6-12 yrs	Total
Children in County by Age ¹	461	137	221	826	1,645
% of Mothers with Children Ages 0 to 5 in Labor Force ¹					67.5%
% of Mothers with Children Ages 6 to 17 in Labor Force ¹					72.3%
Children Ages 0 to 5 potentially needing child care due to mother in workforce					553
Children Ages 6 to 12 potentially needing child care due to mother in workforce					597
Capacity of licensed child care programs (family, group, center, school-age)					75
Current Child Care Assistance Program Recipients ¹ Age 0-13					93



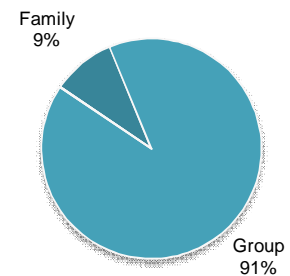
Referral Requests (July 2008 to June 2009, includes CCR&R phone inquiries and internet searches)

Total Children needing care as requested through CCR&R ²	4
Ages 0 to 23 months	0
Age 2	3
Ages 3 to 5	1
Ages 6 to 12	0
Total children needing care before 7:00 a.m.	-
Total children needing care beyond 6:00 p.m.	-
Total children needing care Saturdays or Sundays	-



Licensed Early Childhood Program Type and Capacity² (2009)

	Family	Group	Center	School-Age ³	Total
Number of Programs	1	4	0	0	5
Licensed Capacity	7	68	0	0	75
Programs open before 7:00 a.m.	0	0	0	0	0
Programs open beyond 6:00 p.m.	0	2	0	0	2
Programs open on weekends	0	0	0	0	0
Size of Workforce	1	14	0	0	15



Annual Cost of Licensed Child Care

Age of Child	Family and Group		Center ⁴	
	Average	Highest Rate	Average	Highest Rate
Ages 0 to 11 months	\$4,961	\$5,850	\$5,671	\$6,630
12 to 23 months	\$4,961	\$5,850	\$5,644	\$6,630
Age 2	\$4,961	\$5,850	\$5,501	\$6,630
Ages 3 to 5	\$4,961	\$5,850	\$5,267	\$6,760

Median Income of Families with Children Ages 0-17, 2000¹ \$28,458

www.ndchildcare.org

¹ 2009 ND Kids Count Fact Book

² ND CCRR June 2009 Statistical Data Report

³ School-age care numbers reflect programs licensed exclusively as before and after school programs under Early Childhood Services rules . School-age children are also enrolled in family/group programs and child care centers

⁴ Due to the limited number of programs, rates reflect a regional average