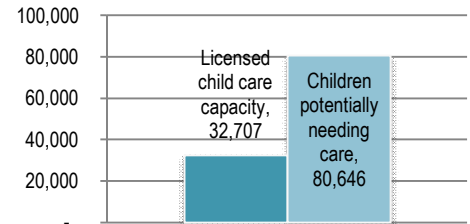


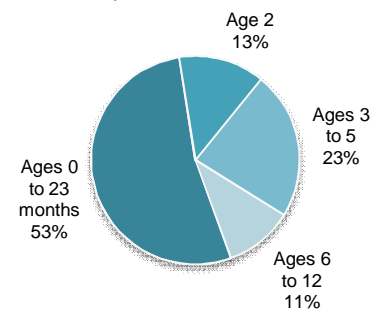
Children Potentially Needing Child Care

	<u>0-2 yrs</u>	<u>3 yrs</u>	<u>4-5 yrs</u>	<u>6-12 yrs</u>	<u>Total</u>
Children in County by Age ¹	24,682	7,791	14,946	52,486	99,905
% of Mothers with Children Ages 0 to 5 in Labor Force ¹					76.1%
% of Mothers with Children Ages 6 to 17 in Labor Force ¹					84.9%
Children Ages 0 to 5 potentially needing child care due to mother in workforce					36,086
Children Ages 6 to 12 potentially needing child care due to mother in workforce					44,561
Capacity of licensed child care programs (family, group, center, school-age)					32,707
Current Child Care Assistance Program Receipts ¹ Age 0-13					8,300



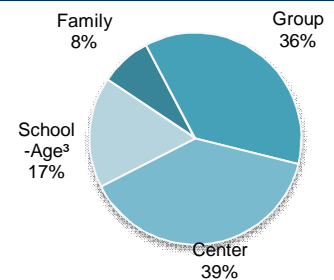
Referral Requests (July 2008 to June 2009, includes CCR&R phone inquiries and internet searches)

Total Children needing care as requested through CCR&R ²	10,063
Ages 0 to 23 months	5,343
Age 2	1,341
Ages 3 to 5	2,312
Ages 6 to 12	1,067
Total children needing care before 7:00 a.m.	1,027
Total children needing care beyond 6:00 p.m.	1,486
Total children needing care Saturdays or Sundays	483



Licensed Early Childhood Program Type and Capacity² (2009)

	<u>Family</u>	<u>Group</u>	<u>Center</u>	<u>School-Age³</u>	<u>Total</u>
Number of Programs	367	847	136	50	1,400
Licensed Capacity	2,569	11,972	12,630	5,536	32,707
Programs open before 7:00 a.m.	77	296	78	26	477
Programs open beyond 6:00 p.m.	26	59	13	0	98
Programs open on weekends	7	25	5	0	37
Size of Workforce	365	1,316	2,126	431	4,238



Annual Cost of Licensed Child Care

<u>Age of Child</u>	<u>Family and Group</u>		<u>Center</u>	
	<u>Average</u>	<u>Highest Rate</u>	<u>Average</u>	<u>Highest Rate</u>
Ages 0 to 11 months	\$5,897	\$10,400	\$7,124	\$9,547
12 to 23 months	\$5,889	\$10,400	\$7,117	\$9,547
Age 2	\$5,687	\$9,360	\$6,797	\$9,360
Ages 3 to 5	\$5,594	\$9,360	\$6,336	\$8,775

Median Income of Families with Children Ages 0-17¹ \$67,183

www.ndchildcare.org

¹ U.S. Census Bureau (in 2007 Inflation-Adjusted Dollars, 4 person families)

² ND CCRR June 2009 Statistical Data Report

³ School-age care numbers reflect programs licensed exclusively as before and after school programs under Early Childhood Services rules . School-age children are also enrolled in family/group programs and child care centers